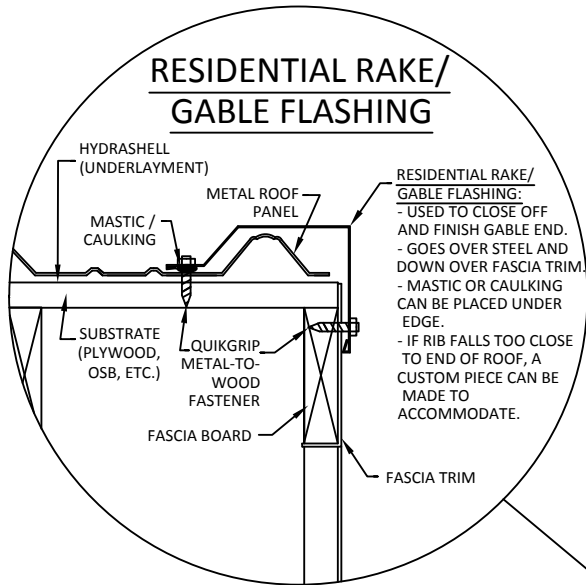


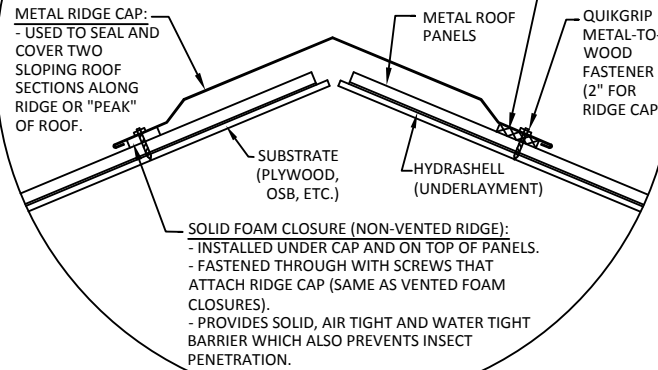
# STANDARD TRIM PLACEMENT GUIDE

## RESIDENTIAL RAKE/ GABLE FLASHING

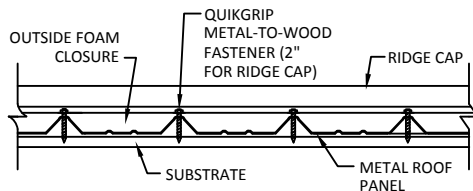
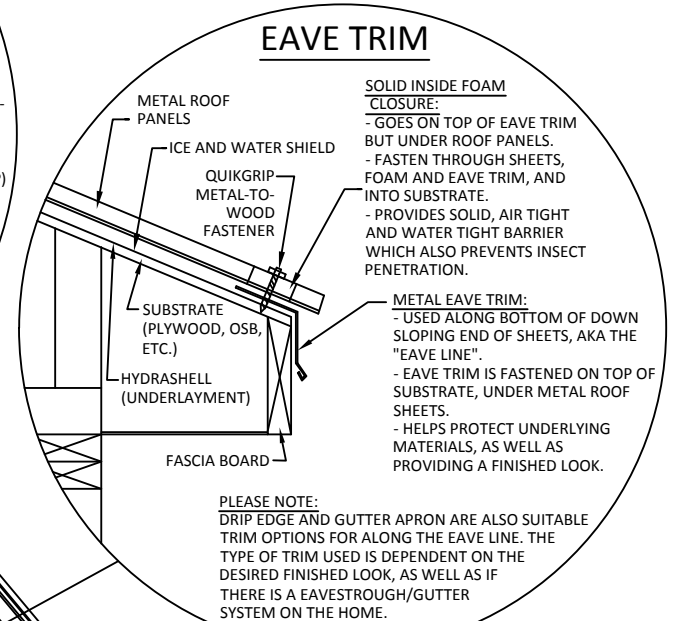


## RIDGE CAP

**VENTED FOAM CLOSURE (FOR VENTING RIDGE ONLY):**  
 - INSTALLED ON TOP OF PANELS, UNDER RIDGE CAP (AS SHOWN).  
 - COMES IN 3 FT. LENGTHS (ONE FOAM PER SHEET).  
 - PROVIDES A WATER AND INSECT BARRIER WHICH ALLOWS AIR TO ESCAPE FOR PROPER ATTIC VENTILATING.  
 - VENTED CLOSURES ARE PROVIDED FOR ALL SHEETS ALONG RIDGE LINE, EXCEPT FOR TWO SHEETS IN FROM GABLE ENDS (SOLID FOAM CLOSURES ARE PROVIDED FOR THESE AREAS).

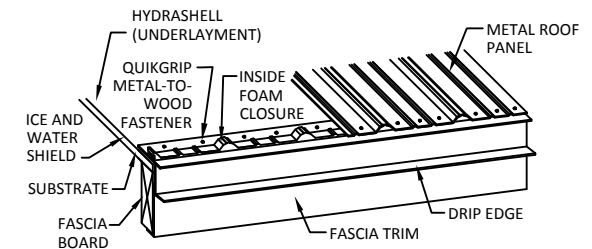



## EAVE TRIM



## RIDGE CAP - SIDE VIEW

**PLEASE NOTE:**  
 ROOF PITCHES BELOW  $\frac{1}{2}$  OR ABOVE  $\frac{1}{2}$  WILL REQUIRE CUSTOM BENDING. PLEASE SPECIFY ROOF PITCH PRIOR TO PLACING ORDER.



## DRIP EDGE DETAIL